



RT12260(12V26Ah)

Specification

Cells Per Unit	6
Voltage Per Unit	12
Nominal Capacity	26Ah@20hour-rate to 1.75V per cell @25°C
Weight	Approx. 7.40 Kg (Tolerance ±5.0%)
Internal Resistance	Approx. 12 mΩ
Terminal	F13-BP(M5)
Max. Discharge Current	260A (5 sec)
Short Circuit Current	900A
Design Life	6~8 years (Float charging)
Max. Charging Current	7.8 A
Reference Capacity	C3 20.1AH C5 22.7AH C10 24.3AH C20 26.0AH
Standby Use Voltage	13.7 V~13.9 V @ 25°C Temperature Compensation: -3mV/°C/Cell
Cycle Use Voltage	14.6 V~14.8 V @ 25°C Temperature Compensation: -4mV/°C/Cell
Operating Temperature Range	Discharge: -20°C~60°C Charge: 0°C~50°C Storage: -20°C~60°C
Normal Operating Temperature Range	25°C ±5°C
Self Discharge	RITAR Valve Regulated Lead Acid (VRLA) batteries can be stored for up to 6 months at 25°C and then recharging is recommended. Monthly Self-discharge ratio is less than 3% at 25°C. Please charge batteries before using.
Container Material	A.B.S. UL94-HB, UL94-V0 Optional.



RT series is a general purpose battery with 6~8 years design life in float service. It meets with IEC, JIS, BS, GB/T and YD/T standards. With advanced AGM valve regulated technology and high purity raw material, the RT series battery maintains high consistency for better performance and reliable standby service life. It is suitable for UPS/EPS, medical equipment, emergency light and security system applications.



ISO 9001

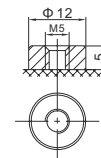
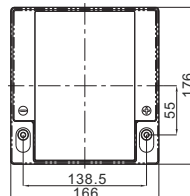
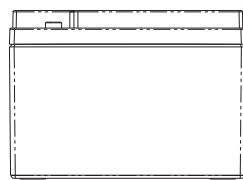
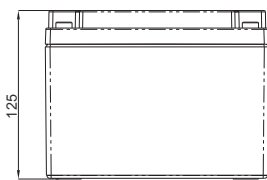
ISO 14001

OHSAS 18001



MH 28539

Dimensions



F13-BP TERMINAL

Length	166±1.5mm (6.54 inches)
Width	176±1.5mm (6.93 inches)
Height	125±1.5mm (4.92 inches)
Total Height	125±1.5mm (4.92 inches)
Terminal	Value
M5	6~7 N*m
M6	8~10 N*m
M8	10~12 N*m

Unit: mm

Constant Current Discharge Characteristics : A (25°C)

F.V./Time	5MIN	10MIN	15MIN	30MIN	1HR	2HR	3HR	4HR	5HR	8HR	10HR	20HR
1.60V	93.72	66.23	47.88	27.50	15.09	9.753	7.332	5.920	4.905	3.157	2.564	1.354
1.65V	87.15	62.59	45.77	26.40	14.57	9.442	7.106	5.759	4.777	3.121	2.532	1.332
1.70V	78.63	57.62	42.87	25.23	14.10	9.131	6.913	5.603	4.653	3.073	2.494	1.316
1.75V	70.45	52.74	39.90	24.12	13.58	8.812	6.706	5.459	4.536	3.031	2.461	1.300
1.80V	61.86	47.74	36.84	23.05	13.06	8.497	6.499	5.302	4.419	2.979	2.430	1.287
1.85V	49.10	39.02	30.57	19.85	11.72	7.785	6.008	4.928	4.121	2.797	2.287	1.222

Constant Power Discharge Characteristics : WPC (25°C)

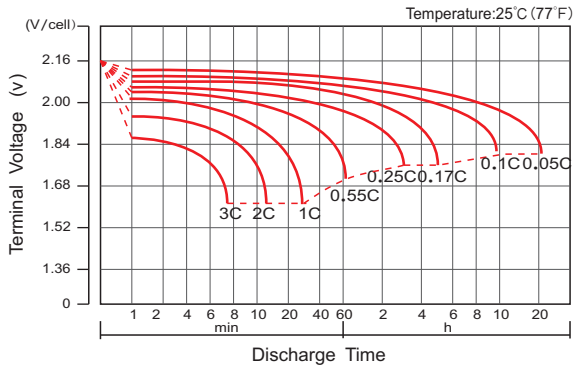
F.V./Time	5MIN	10MIN	15MIN	30MIN	1HR	2HR	3HR	4HR	5HR	8HR	10HR	20HR
1.60V	155.4	112.6	83.70	49.95	28.36	18.49	14.00	11.36	9.454	6.165	5.039	2.665
1.65V	146.1	108.4	81.21	48.45	27.54	17.98	13.63	11.10	9.243	6.108	4.985	2.627
1.70V	134.9	101.7	77.20	46.78	26.81	17.49	13.32	10.84	9.034	6.028	4.916	2.598
1.75V	123.5	94.73	72.88	45.17	25.99	16.95	12.97	10.60	8.837	5.956	4.858	2.570
1.80V	110.8	87.25	68.25	43.61	25.14	16.43	12.62	10.33	8.640	5.868	4.802	2.547
1.85V	89.76	72.57	57.44	37.93	22.69	15.13	11.72	9.640	8.084	5.522	4.527	2.422

(Note) The above characteristics data are average values obtained within three charge/discharge cycle not the minimum values. The battery must be fully charged before the capacity test. The C₂₀ should reach 95% after the first cycle and 100% after the third cycle.

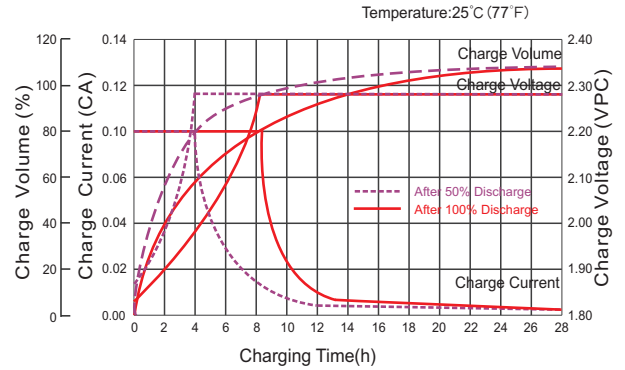
RT12260(12V26Ah)



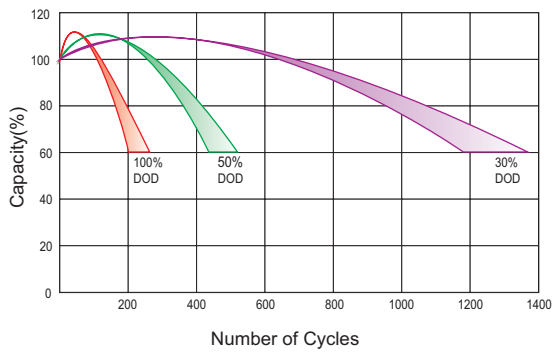
Discharge Characteristics Curve



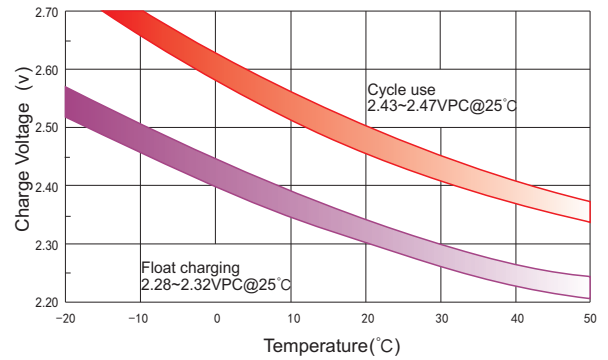
Charge Characteristic Curve For Standby Use



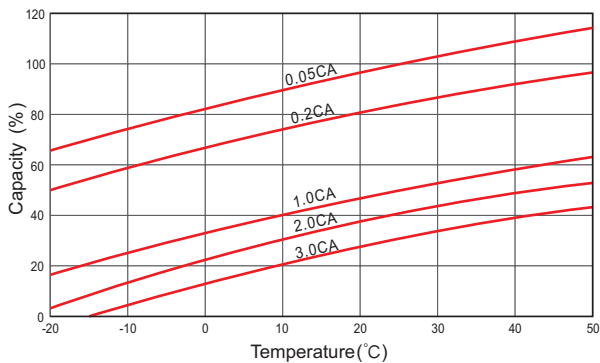
Cycle Life In Relation To Depth Of Discharge



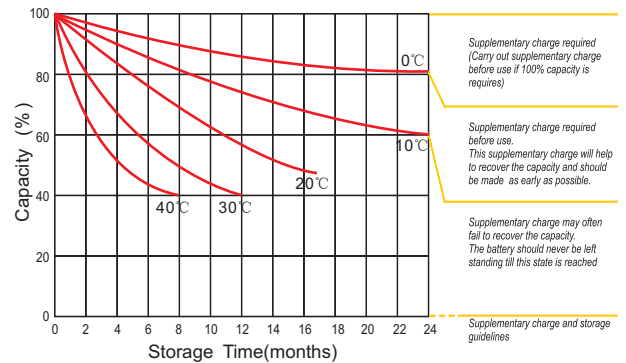
Relationship Between Charging Voltage And Temperature



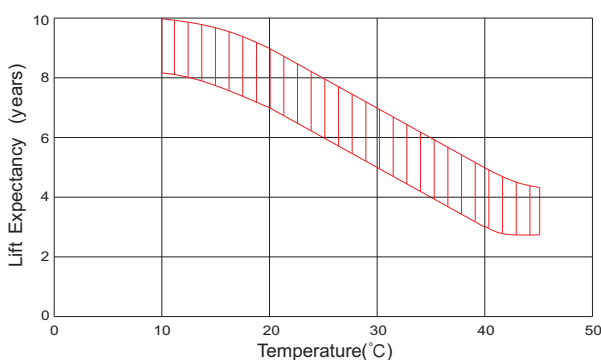
Temperature Effects On Capacity



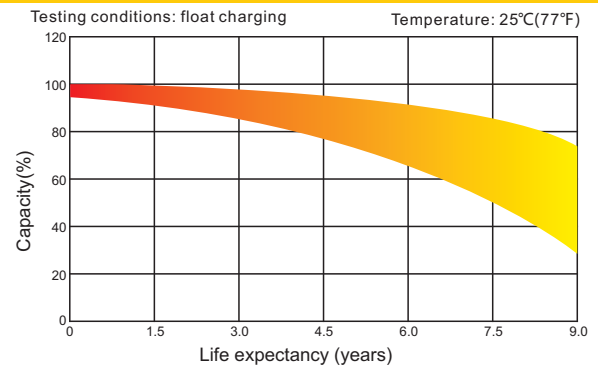
Storage Characteristics



Effect Of Temperature On Long Term Life



Life Characteristics Of Standby Use



(Note) All above information shall be changed without prior notice, Ritar reserves the right to explain and update the latest information.